


Greek Language Basics:

Your Essential Guide to Mastering the Fundamentals

Irene J. Karageorgou

Everything You Need to Discover the Heart and Soul of Greece through Language Learning!



**TO ALL FOREIGN VISITORS WHO
REALLY WANT TO GET TO KNOW**

**MY COUNTRY,
GREECE.**



IRENE J. KARAGEORGOY

GREEK LANGUAGE BASICS

TRANSLATION: **TINA KARAGIANNI**

THIS WORK IS COPYRIGHT AND IS PROTECTED UNDER GREEK COPYRIGHT LAW AND INTERNATIONAL INTELLECTUAL PROPERTY TREATIES. ALL RIGHTS RESERVED. THE WORK OR ANY PART OF IT MAY NOT BE COPIED BY ANY MEANS (ELECTRONIC MECHANIC OR OTHER), PHOTOCOPIED OR DUPLICATED BY ANY MEANS, RENTED, BORROWED, TRANSLATED, ADAPTED, BROADCAST TO THE PUBLIC IN ANY FORM OR EXPLOITED IN WHOLE OR PART BY ANY MEANS WITHOUT PRIOR EXPRESS WRITTEN CONSENT OF THE PUBLISHER.



ABOUT THE AUTHOR

IRENE J. KARAGEORGOU IS A PASSIONATE TUTOR AND LIFELONG LEARNER DEDICATED TO TEACHING GREEK AS A SECOND OR FOREIGN LANGUAGE. WITH EXTENSIVE ACADEMIC STUDIES IN GREEK PHILOLOGY, INTERCULTURAL EDUCATION, ICT IN EDUCATION, AND SPECIAL EDUCATION, SHE COMBINES A WEALTH OF KNOWLEDGE WITH A GENUINE LOVE FOR SHARING THE RICHNESS OF THE GREEK LANGUAGE AND CULTURE.

AS THE FOUNDER OF GREEK TALK, THE INNOVATIVE PLATFORM THAT MERGES LANGUAGE LEARNING WITH CULTURAL EXPLORATION, IRENE ENVISIONS MAKING GREEK ACCESSIBLE TO EVERYONE. HER APPROACH EMPHASIZES AUTHENTIC COMMUNICATION, EFFECTIVE TEACHING METHODS, AND A DEEP CONNECTION WITH GREEK HERITAGE.

THIS BOOK IS NOT JUST A TOOL FOR LEARNING GREEK BUT A BRIDGE TO UNDERSTANDING THE HEART OF GREECE. THROUGH HER WORK, IRENE INVITES YOU ON A JOURNEY OF DISCOVERY, WHERE LANGUAGE BECOMES THE KEY TO NEW PERSPECTIVES AND MEANINGFUL CONNECTIONS.

Table of Contents

Unit 1	Greek pronunciation guide Part 1 (vowels, diphthongs, combinations).....	12
Unit 2	Greek pronunciation guide Part 2 (consonants, How to accent Greek words).....	13
Unit 3	Greek pronunciation guide Part 3 (consonant digraphs, double consonants).....	14
Unit 4	Greetings & Goodbyes.....	15
Unit 5	How to address people.....	16
Unit 6	Common Words & Phrases.....	17
Unit 7	Numbers.....	18
Unit 8	Telling the time.....	21
Unit 9	Time words & expressions.....	23
Unit 10	Dates.....	24
Unit 11	Days – Months – Zodiac signs.....	25
Unit 12	Seasons – Weather.....	27
Unit 13	Question Words & Common Questions.....	30
Unit 14	Directions.....	31
Unit 15	It's all Greek to me!.....	34
Unit 16	In an emergency.....	37
Unit 17	Wishes for all occasions.....	40

Glossary

Unit 3	Greek pronunciation guide Part 3	
•	Greek Alphabet	44
Unit 4	Greetings & Goodbyes	
•	Greeting someone.....	45
•	Welcoming someone.....	45
•	Expressing my feelings.....	45
•	Saying goodbye	46
•	Sending regards	46
Unit 5	How to address people	
•	words & phrases.....	46
Unit 6	Common Words & Phrases	
•	Prepositions/Linking words	47
•	Coordinating conjunctions.....	47
•	5 ways to say “YES”	48
•	Thanking – Expressing gratitude.....	48
•	People.....	48
•	Members of the family	49
•	Talking about my family.....	51
•	Signs.....	52
Unit 7	Numbers	
•	words & phrases.....	53
Unit 8	Telling the time	
•	words & phrases.....	54
•	Asking for the time.....	54
•	Telling the time.....	54
•	Asking for the specific time an event will take place.....	55
•	Determining the time an event will take place using «σε».....	56
•	Determining the time an event will take place using «πριν».....	56
•	Giving a rough estimate of the time an event will take place using «κατά» & «γύρω».....	56

Unit 9 Time words & expressions

- The most common adverbs of time 56

Unit 10 Dates

- words & phrases..... 57

Unit 11 Days – Months – Zodiac signs

- words & phrases..... 58

Unit 12 Seasons - Weather

- words & phrases..... 59

Unit 13 Question Words & Common Questions

- Questions with the question word «WHAT»..... 60
- Questions with the question word «WHY »..... 61
- Questions with the question word «WHERE»..... 61
- Questions with the question word «WHEN»..... 61
- WHO - WHOSE - WHICH – WHAT 62
- Asking for information: WHO...WITH – WHAT...WITH 62
- Asking for information: WHICH 63
- Asking for information: WHICH...FROM 63
- Questions with the question word «HOW»..... 63
- HOW MANY - HOW MUCH – HOW OFTEN – HOW LONG..... 63
- Asking for information: Other questions 64
- The most common adverbs of manner..... 64
- The most common adverbs of quantity 65

Unit 14 Directions

- Where is...? 65
- How can I get to...?..... 66
- The most common adverbs of place..... 67

Unit 15 It’s all Greek to me!

- words & phrases..... 68

Unit 16 In an emergency

- Traffic police – Accident – Terrorism – Robbery 69
- Fires..... 69
- Car malfunctions 70

Unit 17 Wishes for all occasions

- words & phrases..... 70

Extra practice

Unit 1 Greek pronunciation guide Part 1 72

Unit 2 Greek pronunciation guide Part 2 73

Unit 3 Greek pronunciation guide Part 3 74

Units 1, 2, 3..... 75

Unit 4 Greetings & Goodbyes..... 75

Unit 5 How to address people..... 77

Unit 6 Common Words & Phrases..... 79

Unit 7 Numbers..... 80

Unit 8 Telling the time..... 81

Unit 9 Time words & expressions..... 83

Unit 10 Dates..... 83

Unit 11 Days – Months – Zodiac signs..... 84

Unit 12 Seasons – Weather..... 85

Unit 13 Question Words & Common Questions..... 86

Unit 14 Directions.....	87
Unit 15 It's all Greek to me!.....	88
Unit 16 In an emergency.....	89
Unit 17 Wishes for all occasions.....	91
 Key to exercises.....	 94

BOOK DESCRIPTION

The book you are holding is a starting point for those who want to gain command of the Greek language, understand the Greek soul and be initiated into the Greek culture. It is a groundbreaking travel guide to Greece and at the same time it is a communication and pronunciation guide, an understanding-the-Greek-culture guide and a guide that offers practical tips for every chaday life in Greece.

It is a **communication guide** because it includes useful words and phrases as well as extra Greek vocabulary that can be used by foreign language speaking visitors in Greece to cover basic communication needs such as speaking and understanding Greek. This will help them deal with everyday language challenges successfully and with confidence while in Greece.

It is a **pronunciation guide** as all words are presented in both their written form and pronunciation. International Phonetic Alphabet (IPA)*symbols are used so that words are pronounced as accurately as possible. This will help speakers be precise and avoid misunderstandings due to errors in pronunciation. Anyothertranscriptionofphoneticsymbolsisarbitrary.

It is a **guide in the Greek culture** because it provides information about the customs and traditions, the mentality and everyday life routines of modern Greeks helping visitors to get accustomed to, understand and decode the Greek way of life and behaviour.

Finally, it is a **practical guide** as it offers a wide array of additional useful tips about everyday life that complete what one needs to know before and during their visit to Greece, in order to experience a pleasant stay.

Learners can also find extra practice exercises for every Unit in order to test themselves and see what they have learned.

** The IPA is a system of phonetic notation. It was devised by the International Phonetic Association as a standardized system of speech sounds and is based mainly on Latin and partially Greek script. The IPA symbols can be used to present the pronunciation of each word in any language. In this book the IPA symbols are used to explain the pronunciation ofGreek words with accuracy.The IPA symbols that you will learn in Units 1, 2 and 3 of the book are a one-to-one correspondence between the symbols and the sounds found in the Greek language.*

THEMATIC UNITS

Greetings & Goodbyes
Addressing people
Common Words & Phrases
Numbers
Time
Time words & expressions
Dates
Days
Months
Zodiac signs
Seasons
Weather
Question words

Common questions
Directions
It's all Greek to me
In an emergency
Wishes

BOOK STRUCTURE

There are 17 units in the book with helpful vocabulary and tips that cover 14 different situations in which you may find yourself during your stay in Greece. In the **first part** you can find useful words and phrases, information about the Greek culture and practical tips that follow the theme of each unit. The **second part** offers extra vocabulary while in the **third part** you can find practice exercises to check your knowledge.

UNIT STRUCTURE

Each unit is independent; it is not connected with the previous or the following unit and can be studied separately. At the beginning of each unit (orange board) you can find a **summary** of the unit which is then followed by a **detailed presentation** (vocabulary, phrases, sentences). At the end of the unit (purple board) you can find comprehensive **examples**. Rich cultural **information** and useful **tips** along with relevant icons complete the theme of each unit.

HOW TO READ THE BOOK

The bold blue IPA symbols in brackets represent the pronunciation of the Greek words, modified to suit the needs of the book.

e.g. **[kaliméra]**

The bold red italics are used for the English words, phrases and sentences that are translated into Greek and the Greek pronunciation is given.

e.g. ***Good morning.*** **[kaliméra]**

The black fonts are used for the translated words, phrases and sentences into Greek.

e.g. ***Goodmorning.*** **[kaliméra]** Καλημέρα.

Notes

- For borrowed words, the pronunciation closest to the original was selected.
e.g. For the word **champagne** the transcription is **[sɑmpáña]**
- For English words used with the original pronunciation, the spelling used in brackets is also in English.
e.g. ***What is your e-mail address?*** **[pɔ́ ó íne to e-mail su?]**
- The parentheses in italic black font inside the brackets include:
 - The number symbol of the preceding number word.
e.g. ***every 5 minutes:*** **[káθe pénde (5) leptá]**
 - Symbols with different pronunciation from the written word.
e.g. ***"I don't know."*** is written «Δεν ξέρω.» in Greek but pronounced: **[ðé(n)gzéro]**

Accent mark

The accent mark is placed over the stressed vowel. One-syllable words which do not carry an accent mark according to Greek grammar rules, are transcribed with an accent mark when the vowel is stressed in pronunciation.

e.g. Τι είπατε; [tí ípes]











Abbreviations

<i>Abbreviation</i>	<i>Meaning</i>	<i>Abbreviation</i>	<i>Meaning</i>
<i>sing.</i>	singular	<i>informal, sing.</i>	informal, singular
<i>pl.</i>	plural	<i>n.</i>	neutral
<i>sing. form</i>	singular form	<i>m.</i>	male
<i>pl. form</i>	plural form	<i>f.</i>	female

WHO IS THE BOOK FOR

This book is for those who love Greece and want to become acquainted with the country itself, as well as its language, history and culture. For those who want to live the experience of travelling around Greece and enjoy a cultural “adventure”. For those who want to be able to have satisfactory day-to-day communication during their stay in Greece. For those who want to communicate more effectively with their Greek friends, relatives or business associates.

ICONS USED IN THE BOOK

	extra vocabulary
	useful information
	useful tips
	word origin, word etymology, meaning
	traditions and customs
	idioms
	grammar and pronunciation rules
	see glossary
	emergency phone numbers
	unit change

ABOUT THE AUTHOR

Irene Karageorgou is considered an expert in teaching Greek as a foreign language. Her educational courses “**Greek for Begginers. The Complete Method. Level 1 Part 1,2,3**” are bestsellers and have been bought by thousands of learners. She has been teaching Greek to fooreign and native speakers for more than 15 years. She is married and she has a son.

Greek pronunciation guide Part 1 (vowels, diphthongs, combinations)

Vowels: Α α, Ε ε, Η η, Ι ι, Υ υ, Ο ο, Ω ω

Vowel digraphs: ΟΥ ου, ΑΙ αι, ΕΙ ει, ΟΙ οι, ΥΙ υι

Diphthongs: Αϊ αϊ, Αη αη, Οη οη, Όι όι

Combinations: ΑΥ αυ, ΕΥ ευ

Vowels: Α α, Ε ε, Η η, Ι ι, Υ υ, Ο ο, Ω ω

Upper case	Lower case	Phonetic symbol (IPA)	Pronunciation		Greek word example	Phonetic spelling	Translation
A	α	[a]	<i>almond</i>	⇒	αλάτι	[aláti]	<i>salt</i>
E	ε	[e]*	<i>ten</i>	⇒	τέσσερα	[tésera]	<i>four</i>
H	η	[i]*	<i>hit</i>	⇒	μήλο	[mílo]	<i>apple</i>
I	ι	1. [i]* 2. [j] 3. [x̣] 4. [ñ]	<i>hit</i> <i>yes</i> <i>humor</i> <i>new</i>	⇒ ⇒ ⇒ ⇒	1. ιδέα 2. καρδιά 3. μάτια 4. μια**	[iðéa] [karðjá] [máṭxa] [mñá]	<i>idea</i> <i>heart</i> <i>eyes</i> <i>one</i>
Y	υ	[i]*	<i>hit</i>	⇒	κύμα	[kíma]	<i>wave</i>
O	ο	[o]*	<i>on</i>	⇒	όνομα	[ónoma]	<i>name</i>
Ω	ω	[o]*	<i>on</i>	⇒	ώρα	[óra]	<i>time</i>



**The cardinal number one (1) has three genders in Greek. In this case the word «μία» is the female gender.

Vowel digraphs (two vowels pronounced as one): ΟΥ ου, ΑΙ αι, ΕΙ ει, ΟΙ οι, ΥΙ υι

Upper case	Lower case	Phonetic symbol (IPA)	Pronunciation		Greek word example	Phonetic spelling	Translation
OY	ου	[u]	<i>put</i>	⇒	κούπα	[kúpa]	<i>cup</i>
AI	αι	[e]*	<i>ten</i>	⇒	και	[ké]	<i>and</i>
EI	ει	[i]*	<i>hit</i>	⇒	είκοσι	[íkosi]	<i>twenty</i>
OI	οι	[i]*	<i>hit</i>	⇒	οικονομία	[ikonomía]	<i>economy</i>
YI	υι	[i]*	<i>hit</i>	⇒	υιός	[iós]	<i>son</i>



- ✓ ***[e]** is represented by two Greek graphemes: ε, αι
- ✓ ***[i]** is represented by six Greek graphemes: η, ι, υ, ει, οι, υι
- ✓ ***[o]** is represented by two Greek graphemes: ο, ω

Diphthongs (two vowels pronounced as one syllable): Αϊ αϊ, Αη αη, Οη οη, Όι όι

Upper case	Lower case	Phonetic symbol (IPA)	Pronunciation		Greek word example	Phonetic spelling	Translation
Aï	αϊ	[ai]	<i>ice</i>	⇒	γάιδαρος	[gáidaros]	<i>donkey</i>
Aη	αη	[ai]	<i>ice</i>	⇒	αηδόνι	[aidóni]	<i>nightingale</i>
Oη	οη	[oi]	<i>oil</i>	⇒	βόηθα	[voítha]	<i>help</i>
Όι	όι	[oi]	<i>oil</i>	⇒	ρόιδι	[róidi]	<i>pomegranate</i>

Combinations: ΑΥ αυ, ΕΥ ευ (are pronounced in two different ways)

Upper case	Lower case	Phonetic symbol (IPA)	Pronunciation		Greek word example	Phonetic spelling	Translation
AY	αυ	1. [av] 2. [af]	<i>avant-garde</i> <i>after</i>	⇒ ⇒	αύριο αυτή	[ávrio] [aftí]	<i>tomorrow</i> <i>she</i>
EY	ευ	1. [ev] 2. [ef]	<i>ever</i> <i>effect</i>	⇒ ⇒	Ευρώπη ευχαριστώ	[evrópi] [efxaristó]	<i>Europe</i> <i>thanks</i>



In the next unit you will learn the **GREEK CONSONANTS** and **HOW TO ACCENT GREEK WORDS**.

Greek pronunciation guide Part 2 (Consonants, How to accent Greek words)

Consonants: Β β, Γ γ, Δ δ, Ζ ζ, Θ θ, Κ κ, Λ λ, Μ μ, Ν ν, Ξ ξ, Π π, Ρ ρ, Σ σ ς, Τ τ, Φ φ, Χ χ, Ψ ψ
How to accent Greek words

Consonants: Β β, Γ γ, Δ δ, Ζ ζ, Θ θ, Κ κ, Λ λ, Μ μ, Ν ν, Ξ ξ, Π π, Ρ ρ, Σ σ ς, Τ τ, Φ φ, Χ χ, Ψ ψ

Upper case	Lower case	Phonetic symbol (IPA)	Pronunciation		Greek word example	Phonetic spelling	Translation
B	β	[v]	<u>v</u> ase	⇒	βάζο	[vázɔ]	vase
Γ	γ	1. [ɣ] 2. [j]	<u>a</u> miga (Spanish) <u>y</u> es	⇒	γάλα γέρος	[gála] [jéros]	milk old man
Δ	δ	[ð]	<u>t</u> his	⇒	δίνω	[ðino]	give
Ζ	ζ	[z]	<u>z</u> one	⇒	ζώνη	[zóni]	belt
Θ	θ	[θ]	<u>t</u> heater	⇒	θέατρο	[théatro]	theater
Κ	κ	1. [k] 2. [k̃]	<u>c</u> ar <u>c</u> ute	⇒	καλός και	[kalós] [ké]	good and
Λ	λ	1. [l] 2. [l̃]	<u>l</u> ogic <u>t</u> agliatelle	⇒	λογική ελιά	[lojiki] [elía]	logic olive
Μ	μ	[m]	<u>m</u> um	⇒	μαμά	[mamá]	mum
Ν	ν	1. [n] 2. [ñ] 3. [ŋ]	<u>n</u> ext <u>n</u> ew <u>a</u> nger	⇒	ναι πανιά άγχος	[né] [pañá] [áŋchos]	yes sails anxiety
Ξ	ξ	[ks]	<u>T</u> exas	⇒	έξι	[éksi]	six
Π	π	[p]	<u>p</u> an	⇒	πόδι	[póði]	foot
Ρ	ρ	[r]	<u>r</u> ed	⇒	Ρώμη	[rómi]	Rome
Σ*	σ ς	1. [s] 2. [s] 3. [z]	<u>s</u> un <u>s</u> un <u>b</u> ismuth	⇒	σήμερα καλός κόσμος	[símera] [kalós] [kózmos]	today good world
Τ	τ	[t]	<u>t</u> ea	⇒	τιμή	[timí]	price
Φ	φ	[f]	<u>f</u> ast	⇒	φως	[fós]	light
Χ	χ	1. [x] 2. [x̃]	<u>l</u> och (Scottish) <u>h</u> uge	⇒	χορός όχι	[xorós] [óxi]	dance no
Ψ	ψ	[ps]	<u>l</u> ips	⇒	ψωμί	[psomí]	bread



*The letter «Σ, σ» has three different forms compared to the rest of the letters of the Greek alphabet which have two. These forms are:

1. «Σ» (upper case)
2. «σ» (lower case – inside a word)
3. «ς» (lower case – at the end of a word)



The Greek letter «Β, β» is pronounced [v] NOT [b]

The Greek letter «Ρ, ρ» is pronounced [r] NOT [p]

The Greek letter «Χ, χ» is pronounced [x], [x̃] NOT [ks]

How to accent Greek words

When you see a letter carrying this mark (´), you should pronounce this letter louder. This mark is called **[tónos]** in Greek and “accent mark” in English. Stressing Greek words is very important. If you stress a word in a wrong way its meaning will change.

For example, the Greek word «πότε» **[póte]**:

- ✓ If you stress the letter [o] «πότε» **[póte]** it means “when” **BUT**
- ✓ If you stress the letter [e] «ποτέ» **[poté]** it means “never”.



In the next unit you will learn the **CONSONANT DIGRAPHS** and the **DOUBLE CONSONANTS**.

Greek pronunciation guide Part 3 (Consonant Digraphs, double Consonants)

Consonant digraphs: ΜΠ μπ, ΝΤ ντ, ΓΚ γκ, ΓΓ γγ, ΓΧ γχ, ΤΖ τζ, ΤΣ τσ

Double consonants: ΒΒ ββ, ΚΚ κκ, ΛΛ λλ, ΜΜ μμ, ΝΝ νν, ΠΠ ππ, ΡΡ ρρ, ΣΣ σσ, ΤΤ ττ

Consonant digraphs (*two consonants pronounced as one*): ΜΠ μπ, ΝΤ ντ, ΓΚ γκ, ΓΓ γγ, ΓΧ γχ, ΤΖ τζ, ΤΣ τσ

Upper case	Lower case	Phonetic symbol (IPA)	Pronunciation		Greek word example	Phonetic spelling	Translation
ΜΠ	μπ	1. [b]	<u>b</u> ox	⇒	μπάλα	[bála]	ball
		2. [mb]	member	⇒	κολυμπώ	[kolimbó]	swim
		3. [mp]	imperium	⇒	σαμπάνια	[sampáña]	champagne
ΝΤ	ντ	1. [d]	<u>d</u> ay	⇒	ντομάτα	[domáta]	tomato
		2. [nd]	end	⇒	πέντε	[pénde]	five
		3. [nt]	rent	⇒	μέντα	[ménta]	mint
ΓΚ	γκ	1. [g]	<u>g</u> o	⇒	γκολφ	[gólf]	golf
		2. [ǵ]	get	⇒	γκέμι	[ǵémi]	bridle
		3. [nǵ]	anger	⇒	έγκυος	[éǵgios]	pregnant
ΓΓ	γγ	1. [ŋg]	English	⇒	Αγγλία	[anǵlía]	England
		2. [ŋɣ]	unused	⇒	συγγραφέας	[siŋɣraféas]	author
		3. [ŋj]	unhoped	⇒	εγγενής	[enǵenís]	inherent
ΓΧ	γχ	1. [ŋx]	unhealthy	⇒	άγχος	[áŋxos]	anxiety
		2. [nǰ]		⇒	εγχείριση	[enǰírisi]	operation
ΤΖ	τζ	[dz]	<u>j</u> ee <u>p</u>	⇒	τζάκι	[dzáki]	fireplace
ΤΣ	τσ	[ts]	<u>p</u> izza	⇒	τσάι	[tsái]	tea

Double consonants (*one consonant used written twice and pronounced as one with the exception of «γγ»*): ΒΒ ββ, ΚΚ κκ, ΛΛ λλ, ΜΜ μμ, ΝΝ νν, ΠΠ ππ, ΡΡ ρρ, ΣΣ σσ, ΤΤ ττ

Upper case	Lower case	Phonetic symbol (IPA)	Pronunciation		Greek word example	Phonetic spelling	Translation
ΒΒ	ββ	[v]	<u>v</u> ase	⇒	Σάββατο	[sávato]	Saturday
ΚΚ	κκ	[k], [k̄]	<u>c</u> ar	⇒	κόκκινο	[kók̄ino]	red
ΛΛ	λλ	[l]	<u>l</u> ogic	⇒	Ελλάδα	[eláda]	Greece
ΜΜ	μμ	[m]	<u>m</u> ap	⇒	άμμος	[ámos]	sand
ΝΝ	νν	[n]	<u>n</u> ext	⇒	Άννα	[ána]	Ann
ΠΠ	ππ	[p]	<u>p</u> an	⇒	παππούς	[papús]	grandfather
ΡΡ	ρρ	[r]	<u>r</u> ed	⇒	άρρωστος	[árostos]	sick
ΣΣ	σσ	[s]	<u>s</u> un	⇒	τέσσερα	[tésera]	four
ΤΤ	ττ	[t]	<u>t</u> ea	⇒	περιττός	[peritós]	unnecessary



When you study and understand the correspondence of IPA spelling to the pronunciation of Greek letters fully, you will be able to study this book, learn to pronounce Greek words correctly and speak Greek fluently.



You can find the letters of the Greek alphabet and their names in the Glossary, page 50.



In the next unit you will learn **GREETINGS AND GOODBYES**.